



## 10. SETUP PHOTOS

**ANTENNA PORT CONDUCTED RF MEASUREMENT SETUP**




FRONT PHOTO

**FREQUENCY TOLERANCE OVER EXTREME CONDITIONS**




FRONT PHOTO


**RADIATED RF MEASUREMENT SETUP FOR PORTABLE CONFIGURATION**




X-AXIS FRONT PHOTO




X-AXIS BACK PHOTO




Y-AXIS FRONT PHOTO




Y-AXIS BACK PHOTO



Z-AXIS FRONT PHOTO



Z-AXIS BACK PHOTO



**END OF REPORT**